




LITECON ECO SLABS

Lightweight composite concrete slabs

HVAC






PLUMBING



LiteCon slabs are non-aerated, providing the same strength of standard concrete (30 MPa) at approximately half the weight

SUITABLE FOR:



 **litecon eco slabs**
STRONG LIGHTWEIGHT INNOVATION

P. (07) 3279 3177 E. info@chelmstone.com.au W. www.chelmstone.com.au/lightweight-slabs

 **chelmstone**
Design in Concrete

LiteCon Eco Slabs are Chelmstone's range of innovative and lightweight composite concrete. Ideal for air-conditioning bases, pool pumps and filters, irrigation pumps, gas bottles, hot water systems, solar batteries, generator and wheelie bin bases.

LiteCon Eco Slabs are non-aerated concrete slabs that provide the strength of standard concrete at approximately half the weight. Using synthetic reinforcing bars, LiteCon Slabs have excellent impact resistance and flexural strength.

LiteCon Slabs are supplied in both a flat and a ripple design. The ripple design is utilised for hot water systems, reducing the likelihood of condensation and the possible pooling of water, preventing corrosion on the base of the hot water system. Rather than installing an expensive wet poured slab, LiteCon is a cost effective, simple and aesthetically pleasing alternative for installers of hot water and air-conditioning systems.

With over 25 years manufacturing experience, Chelmstone's Eco Slabs are made with the highest standards of quality control.

LiteCon Eco Slabs are designed to meet Plumbing Code AS/NZ3500.4. Australian owned and manufactured, LiteCon Eco Slabs are made from 75% recycled waste material, making them environmentally sustainable.

FLAT LIGHTWEIGHT SLABS

Product Dimensions (mm)	Slabs Per Pallet	Appr. Weight (Kg)	Product Code
450 x 450 x 50	72	13.75	LITECON445
600 x 600 x 40	72	17.1	LITECON664
600 x 600 x 50	64	24.4	LITECON665
600 x 300 x 40	90	9.3	LITECON634
600 x 900 x 40	40	25.5	LITECON694
600 x 1200 x 52	30	50	LITECON1265
750 x 450 x 40	60	17	LITECON744
900 x 450 x 30	40	17.5	LITECON943
900 x 450 x 40	40	21	LITECON944
900 x 450 x 50	40	27.45	LITECON945

RIPPLE LIGHTWEIGHT SLABS

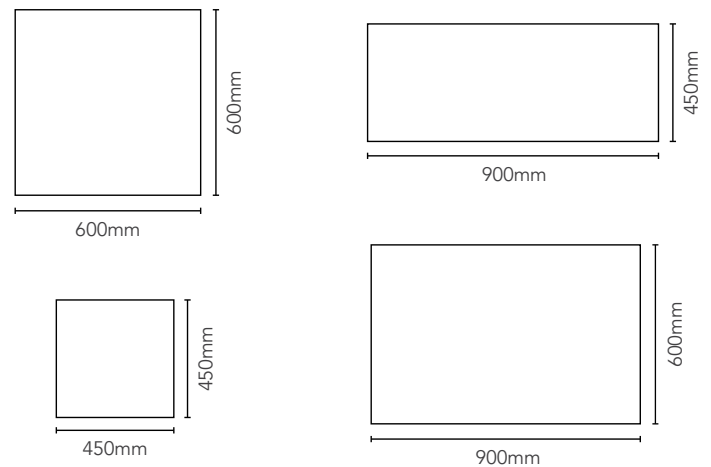
Product Dimensions (mm)	Slabs Per Pallet	Appr. Weight (Kg)	Product Code
450 x 450 x 50	68	13.2	LITECONRIDGE445
600 x 600 x 50	60	27	LITECONRIDGE665
750 x 750 x 55	18	36.5	LITECONRIDGE775

MOUNTING BLOCKS

Product Dimensions (mm)	Slabs Per Pallet	Appr. Weight (Kg)	Product Code
450 x 110 x 80	100	5.5	LITECONMB489

TECHNICAL DRAWINGS

LITECON'S FLAT SLABS



LITECON'S RIPPLE SLABS

